


# Welcome to Year 11 Parents' Information Evening



# Meet the team...

Francis Enebeli – Head of Year (extension 217)

Naseema Ali – Student Support Worker

Michael Collins- Deputy Head of Upper School


Roxanne Lashley – Head of Upper School

Mary Straw – SENCO

Joanna Mahoney & Lorna De la Para – Pastoral counsellors

Juliet Alexander- Careers manager

[firstname.surname@sns.hackney.sch.uk](mailto:firstname.surname@sns.hackney.sch.uk)



# Meet the team..

**11S – Zara Dawson**

**11T – Jai Patel**

**11O – Ruth Vincent**

**11K – Yazmina Choudhury**

**11I – Chiara Pedrazzi**

**11N – Mathieu Medway**

**11E – Clare Bryan**

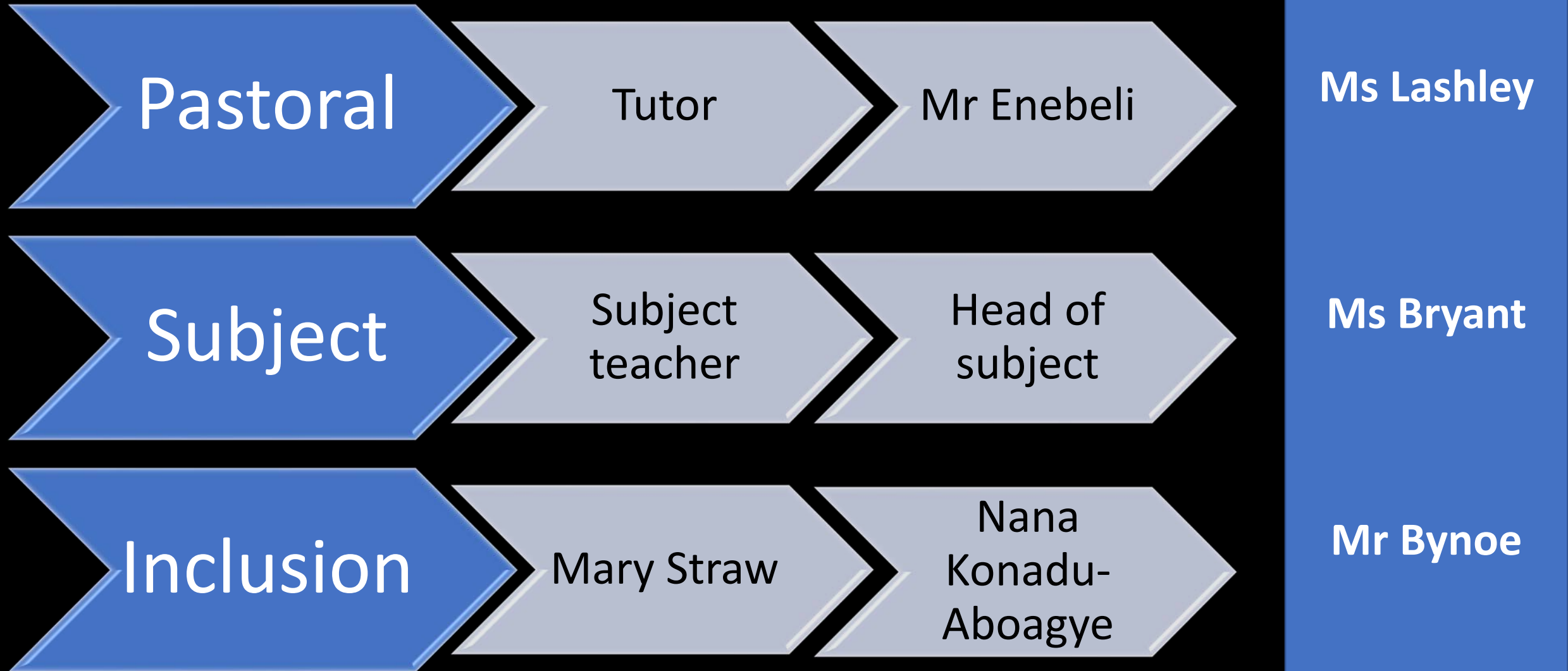
**11W – Liam Stewart**

**11G – Ed Hill**

**11H – Safiya Rehman**

[firstname.surname@sns.hackney.sch.uk](mailto:firstname.surname@sns.hackney.sch.uk)


# Who to contact





# Important Dates...

- 11<sup>th</sup> Oct 2019 - Year 11 Sixth Form Taster Day
- 17<sup>th</sup> Oct 2019 - First Trial Exams: Maths Paper 1 and Biology paper 1
- 25<sup>th</sup> November 2019 - start of MOCK Exams (2 weeks)
- 6<sup>th</sup> December 2019 - Progress Review Day
- 29<sup>th</sup> January 2020 - Year 11 Parents' Evening
- 24<sup>th</sup> and 25<sup>th</sup> Feb 2020 Trial Exams for English & Science
- 10<sup>th</sup> March 2020 - Trial Exams for Maths & Physics
- 11<sup>th</sup> May 2020 - GCSE Exams begin.  
Last main exam 15<sup>th</sup> June 2020
- 25<sup>th</sup> June 2020 - Prom
- 20<sup>th</sup> August 2020 - Results Day






# Our Expectations

- **100% attendance**
- **To be on time every day (arrive at school by 08:30)**
- **To complete all homework to a good standard**
- **Look after exercise books**
- **Correct uniform including lanyards – No trainers unless a medical note is provided.**
- **Fully equipped & prepared for learning**

Students should have:

1. Black and Green pen
2. Pencil
3. Pencil sharpener
4. Ruler
5. Rubber
6. Reading book/Revision Book
7. School planner
8. Calculator
9. Rucksack
10. Glue stick

# Equipment





# Showmyhomework

**Login:**

your email address & reset password. (ask at reception)

Keep up to date with what homework your son/daughter has

Have conversations about learning



## SEPTEMBER/OCTOBER 2019

- Individual SNS Careers consultations with every Y11
- Use your school Careers Department & library to research career ideas
- Attend any early sixth form and college open events.
- Research sixth forms, colleges and courses - ([www.ucasprogress.com](http://www.ucasprogress.com))

## FEBRUARY/MARCH 2020

- Attend interviews when invited.
- Plan revision !!
- Attend catch up revision classes.

## JULY 2020

- Holiday!!
- Try to get a part-time job
- Get involved in summer activities to enhance your CV.

## OCTOBER/NOVEMBER 2019

- Learn about SNS Sixth Form, other Sixth Form and College courses, BTECs and Apprenticeships at the **SNS Taster Day 11<sup>th</sup> October.**
- Attend Open Evenings
- **Start applying** for Colleges and Sixth Forms. SNS 6<sup>th</sup> form deadline is 8<sup>th</sup> November 2019. Most applications are online.
- **Revise for your Mock Exams**

## APRIL 2020

- Open a bank account if you don't have one – you will need one when you are at college.
- Plan revision!!

## AUGUST 2020

- **Make sure you are around to collect your GCSE results from school.**
- **Seek Careers advice**
- Aug / Sept - Enrol at the college you want to go to

## DECEMBER 2019 JANUARY 2020

- Attend Open Evenings
- **Apply** to Colleges and Sixth Forms.
- Sit mock exams - **make sure you do well in them** so you get into the college/6<sup>th</sup> form of your choice.
- **By now, you should have applied to 3 colleges/6<sup>th</sup> forms**

## MAY 2020

- Your GCSE exams will start
- Do lots of revision
- Make sure your CV is ready to look for part-time work

## SEPTEMBER 2020

- **ATTEND ENROLMENT at your chosen college**
- Contact Careers if you are having problems getting a place or if you have no plans.

## JANUARY/FEBRUARY 2020

### **Make sure you have a back-up plan in place.**

- Ask for help.
- Speak to Ms Alexander in the Careers office about options like BTECs and apprenticeships.
- Attend interviews when invited.

[www.gov.uk/apply-apprenticeship](http://www.gov.uk/apply-apprenticeship)

## JUNE 2020

- Do more revision
- Look for part-time work after exams
- Continue to attend interviews, if you can't go, ring and reschedule

### **NEED HELP?**

Speak to Ms Alexander –  
Careers Manager Room U010  
[Juliet.alexander@sns.hackney.sch.uk](mailto:Juliet.alexander@sns.hackney.sch.uk)

# Life after Year 11...

## Sixth Form

- Taster Day – 11<sup>th</sup> October
- Deadline for internal candidates – 8<sup>th</sup> November

## Entry requirements


- Average GCSE score

Numeric GCSE Grade	9	8	7	6	5	4	3	2	1	U
Points	8	7.67	7	6.33	5.67	5	4	3	1	0





# Intervention vs Revision Classes



# Target grades and predicted grade

- For each subject, will receive a predictor produced by Fischer Family Trust (FFT).
- FFT processes the National Pupil Database for the DfE and provides data and analyses to all schools and LAs in England and Wales.
- The predictors are used to inform the setting of ambitious and aspirational expected grades for students.

# How you can help?

- Exercise and revision
- Social media
- Rest
- Revision timetable



# Welcome Year 11 Parents/Carers

Maths Department

# In the Mathematics department, we will support by the following:

Well planned and engaging lessons

Providing challenging and supporting homework including a past paper every other week this will be marked regularly with feedback given

Open door policy in Maths for students who may wish to ask questions/complete extra work

Examination paper practice along with focussed feedback (pinpoint learning)

A strong commitment to the development and progress of all students

We want the students to do well and be proud of their efforts for their GCSE so please make the most of the time you have.

# Being a partnership, we expect students to :

- Be Punctual
- Be engaged in learning
- Complete homework to good standard
- Being proactive and taking ownership of their learning in Maths
- Be resilient



# As parents/carers, your support would be invaluable to help encourage:

- Agree a balance between work and social life
- Support a good work ethic
- Encourage a healthy lifestyle
- Let students know there is a support network available from either yourselves as well as in school

# Assessment:

Paper 1	Paper 2	Paper 3
Non Calculator	Calculator	Calculator

All papers are 90 minutes

# Timings for mock exams...

- **Exams:**

- 17<sup>th</sup> October 2019 (paper 1)

- November/December 2019 (2 papers)

- Feb 2020 ( 1 paper)

- March 2020 (1 paper)

- April 2020 (1 paper)

# Additional support:

- The following resources/websites are some (but not all) of what is available to help students:
- After school support and additional resources from Maths teachers
- Revision guides – purchase via ParentPay (available from the Maths office during breaks)
- <http://www.hegartymaths.co.uk/>
- <http://www.mrbartonmaths.com/gcse.htm>
- <http://www.mymaths.co.uk/>
- <http://www.mathsgenie.co.uk/>
- <http://www.mathedup.co.uk/classes/10n2/gcse-maths-takeaway/>
- There are many other online resources available
- If you have any questions/queries please feel free to contact your child's maths teacher via email (details on school website)

# GCSE English Language and English Literature

- 2 separate GCSEs
- Exam board – AQA
- Un-tiered exam

# English Language – 2 exams

## Paper 1


- Reading and writing fiction texts
- Students read one fiction text and then answer questions on language and structure
- Own creative/descriptive writing

**Section B: Writing**  
You are advised to spend about 45 minutes on this section.  
Write in full sentences.  
You are reminded of the need to plan your answer.  
You should leave enough time to check your work at the end.

0 5

You are going to enter a creative writing competition.  
Your entry will be judged by a panel of people of your own age.

**Either:** Write a description suggested by this picture:



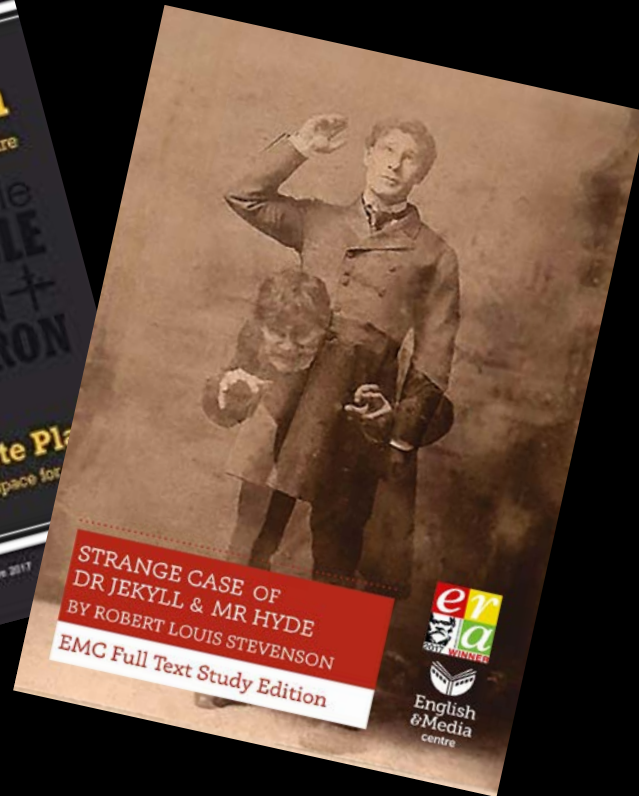
**Or:** Write the opening part of a story about a place that is severely affected by the weather.  
(24 marks for content and organisation  
16 marks for technical accuracy)  
**[40 marks]**

## Paper 2

- Reading and writing non-fiction texts
- Students read a modern and 19<sup>th</sup> century non-fiction text and make comparisons
- Own non-fiction writing expressing a point of view

# English Literature – 2 exams

## Paper 1



## Paper 2





Show My Homework

Most able students at SNS

Class Charts

Literacy

SNS library

School video library

Assessment

**Subjects & resources**

Clubs

Exams


GCSE options

Careers & work-related learning



Home

All together: always learning



Welcome to Stoke Newington School & Sixth Form



communicating effectively

spiritually

content term by term



### English - Key stage 4 resources

A range of resources to support your study at Key stage 4

### Food & nutrition - curriculum maps


Curriculum maps provide a concise overview of the Keystage 3 and 4 course content term by term

### French - curriculum maps

Curriculum maps provide a concise overview of the Keystage 3 and 4 course content term by term

### Geography - course overview

Inspiring a curiosity and fascination about the world and its people



# English - Key stage 4 resources

A range of resources to support your study at Key stage 4

## English literature -

- [English Literature Overview](#)
- [Jekyll and Hyde Revision Booklet](#)
- [Macbeth Revision Booklet](#)
- [Poetry- Power and Conflict Revision Booklet](#)
- [An Inspector Calls Revision Booklet](#)
- [MACBETH exam practice pack](#)
- [Poetry practice questions](#)
- [Jekyll and Hyde Revision pack Y11](#)
- [Key quotes for literature paper 1](#)

---

## English language -

- [English Language Overview](#)

## SUBJECTS AND RESOURCES

**Keystage**  
Keystage 4

**Subject**  
English

**Year**  
Year 10  
Year 11

## Subject: English Literature

**Exam board:** AQA (Course Code 8702)

**Link to website:** <http://www.aqa.org.uk/subjects/english/gcse/english-literature-8702>

**Number & Name of exams:** 2 Exams

**Paper 1: Shakespeare and the 19th-century novel** (*Macbeth* by William Shakespeare and *Jekyll and Hyde* by Robert Louis Stevenson)

Questions:

### **Section A**

Shakespeare: students will answer one question on their play of choice. They will be required to write in detail about an extract from the play and then to write about the play as a whole.

### **Section B**

The 19th-century novel: students will answer one question on their novel of choice. They will be required to write in detail about an extract from the novel and then to write about the novel as a whole.

## **Paper 2: Modern texts and poetry**

What's assessed:

- Modern text (*An Inspector Calls* by JB Priestley)
- Poetry (Power and Conflict in AQA Poetry Anthology)
- Unseen poetry

**Questions**

**Section A Modern texts:** students will answer one essay question from a choice of two on their studied modern prose or drama text.

**Section B Poetry:** students will answer one comparative question on one named poem printed on the paper and one other poem from their chosen anthology cluster.

# HOW TO REVISE

1. Complete the activities on these page.
2. Remember to use index cards to write down key quotations to learn.
3. Plan/write answers to the questions at the back of this back.

## Characters you need to revise

- Macbeth
- Lady Macbeth
- Banquo
- The Witches
- Macduff
- Lady Macduff
- Duncan, Malcolm, Donaldbain

## Themes you need to revise

- Ambition
- Supernatural/witchcraft
- Leadership/Kingship/tyranny
- Masculinity
- Femininity
- Guilt
- Bravery/Courage

For each character:

1. Consider why they are important in the play. **Why do you think Shakespeare included this character?**
2. Consider how the character changes in the play. **How does this character develop as the play progresses?**
3. Identify the key moments for this character. **Which scenes do they play an important part in?**
4. Look at your notes about the different themes in the play. **Does thinking about a theme develop**

For each theme:

1. Consider why they are important in the play. **Why do you think Shakespeare wants the audience to think about this issue?**
2. Consider how the theme changes in the play. **How does this theme develop as the play progresses?**
3. Identify the key moments for this theme. **Which scenes do they play an important part in?**
4. Look at your notes about the different characters in the play. **Does thinking about a character develop**



# The Exam Question

## Section A: Shakespeare

Answer **one** question from this section on your chosen text.

**EITHER**

*Macbeth*

Read the following extract from Act 1 Scene 5 of *Macbeth* and then answer the question that follows.

At this point in the play Lady Macbeth is speaking. She has just received the news that King Duncan will be spending the night at her castle.

5 The raven himself is hoarse  
That croaks the fatal entrance of Duncan  
Under my battlements. Come, you spirits  
That tend on mortal thoughts, unsex me here,  
And fill me from the crown to the toe topfull  
Of direst cruelty; make thick my blood,  
Stop up th'access and passage to remorse  
That no compunctious visitings of nature  
Shake my fell purpose nor keep peace between  
10 Th'effect and it. Come to my woman's breasts,  
And take my milk for gall, you murd'ring ministers,  
Wherever in your sightless substances  
You wait on nature's mischief. Come, thick night,  
And pall thee in the dunnest smoke of hell,  
That my keen knife see not the wound it makes

There will only be one question based on *Macbeth*. You will not have to choose a question.

The examiner will provide a brief explanation of where in the play the extract comes from.

One extract from the play will be printed for you. You should refer to this for at least 1/3 of your answer. It's a good idea to use quotations from here. You will have to remember any other quotations yourself.

# HOW TO ANSWER THE QUESTION

1. **Read the question carefully.** Identify which characters or themes you need to focus on .
2. Think back to your revision notes. **What is your opinion about this character or theme?**
3. Read the extract and **pick out 2/3 quotations** you would like to focus on. **Annotate these** to consider how Shakespeare has used language/structure/form for effect.
4. Identify **other moments** in the play that you think are important in **exploring your opinion** about the characters/themes. You should try to remember quotations.
5. Consider what information about **historical context** will help your **explore your opinion.**
6. Order your notes **into 3-5 clear points** you are going to make about the character/ theme.

## CHALLENGE (Level 5 and Level 6):

-Can you see how a particular **motif** is important in this extract/the whole play?

Section A: Shakespeare

Answer one question from this section on your chosen text.

---

EITHER

*Macbeth*

Read the following extract from Act 1 Scene 5 of *Macbeth* and then answer the question that follows.

At this point in the play Lady Macbeth is speaking. She has just received the news that King Duncan will be spending the night at her castle.

The raven himself is hoarse  
 That croaks the fatal entrance of Duncan  
 Under my battlements. Come, you spirits  
 That tend on mortal thoughts, unsex me here,  
 5 And fill me from the crown to the toe topfull  
 Of direst cruelty; make thick my blood,  
 Stop up th'access and passage to remorse  
 That no compunctious visitings of nature  
 Shake my fell purpose nor keep peace between  
 10 Th'effect and it. Come to my woman's breasts,  
 And take my milk for gall, you murdering ministers,  
 Wherever in your sightless substance  
 You wait on nature's mischief. Come, thick night,  
 And pall thee in the dunnest smoke of hell,  
 15 That my keen knife see not the wound it makes  
 Nor heaven peep through the blanket of the dark,  
 To cry 'Hold, hold!'

0 | 1 Starting with this speech, explain how far you think Shakespeare presents Lady Macbeth as a powerful woman.

Write about:

- how Shakespeare presents Lady Macbeth in this speech
- how Shakespeare presents Lady Macbeth in the play as a whole.

[30 marks]  
AO4 [4 marks]

Please see p.3. 'The Exam question'. To see this question clearly.

Read the following extract from Act 1, Scene 3 and then answer the question that follows.

At this point in the play Macbeth and Banquo have just spoken with the Witches. Macbeth has been told he will be King.

**MACBETH**(*aside*)

*Two truths are told,  
As happy prologues to the swelling act  
Of the imperial theme. (to ROSS and ANGUS) I thank you, gentlemen.  
(aside) This supernatural soliciting  
Cannot be ill, cannot be good. If ill,  
Why hath it given me earnest of success,  
Commencing in a truth? I am thane of Cawdor.  
If good, why do I yield to that suggestion  
Whose horrid image doth unfix my hair  
And make my seated heart knock at my ribs,  
Against the use of nature? Present fears  
Are less than horrible imaginings.  
My thought, whose murder yet is but fantastical,  
Shakes so my single state of man  
That function is smothered in surmise,  
And nothing is but what is not.*



Starting with this extract, write about how Shakespeare presents witchcraft and the supernatural.

Write about:

- how Shakespeare presents Macbeth's reaction to the witches
- how Shakespeare presents witchcraft and the supernatural in the play as a whole.

## Yr11 H/W – Half termly writing tasks

- Individual teachers will regularly set H/W according to the work being covered in their lessons
- Alongside this, all Yr11 students are expected to complete two pieces of extended writing for H/W per half term
- This decision has been made to offer greater opportunities for students to practise extended writing as it makes up 50% of the overall English Language GCSE



# H/W – 45mins: Autumn Term 1



Write a description of a battle suggested by this image.

or

Write a story with the title 'Mystery in the family.'

(24 marks for content and organisation 16 marks for technical accuracy) [40 marks]

# H/W – 45mins: Autumn Term 1

**“Our actions have consequences. People need to take responsibility for their actions to make us better people.”**

Write a speech to be delivered to your year group to persuade other students to be more socially responsible.

(24 marks for content and organisation 16 marks for technical accuracy) [40 marks]



# GCSE Science

Exam board: AQA

Tier of entry: Higher or Foundation

Combined Science (exams are 1 hour 15 mins)

Separate Sciences (exams are 1 hour 45 mins)

# Upcoming GCSE Science mock exams

- Biology paper 1 on Thursday 17<sup>th</sup> October 2019
- Biology paper 2, Chemistry paper 1 and Physics paper 1 in December 2019
- Chemistry paper 2 in February 2020
- Physics paper 2 in March 2020

# GCSE Science revision resources

- CGP revision guide
- At the Stoke Newington School sharepoint page  
<https://stokenewingtonschool.sharepoint.com/sites/KS4Science>

# Design and Technology KS4 Courses

- AQA GCSE Courses:
  - Design and Technology: Textile Design
  - Design and Technology: Graphic Design
  - Design and Technology: Resistant Materials
- 
- WJEC Level 2 Courses
  - Hospitality and Catering

# Exam and assessment information

Design and Technology is assessed in **2 units**

Unit 1: **50% Theory exam paper** at the end of year 11 (May/June)

Unit 2: **50% Non Examination Assessment ( by February)**

*A portfolio and manufactured product completed in year 11*

## **Expectations:**

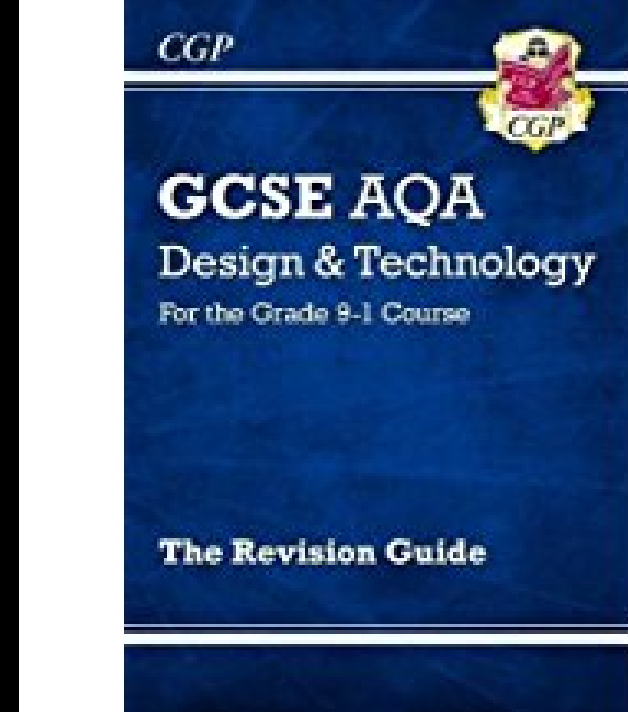
- Homework= approximately 1 hour exam revision per week and 1 hour coursework
- All students keep up to date with deadlines and come to lessons prepared

## **Support:**

- *Catch up/ one-to one sessions offered after school in the department*
- *Revision guides available to all students; please check that your child has one and is using it weekly*

## **Deadlines:**

**There will be regular hand in dates for the coursework throughout the year, final deadline is February half term**



# Exam and assessment information

Hospitality and Catering is assessed in **2 units**

**Unit 1: 40% Theory exam paper** at the end of year 11 (May/June)

**Unit 2: 60% Non Examination Assessment  
with a practical cooking exam ( by February)**

## Expectations:

- Homework= approximately 1 hour exam revision per week and 1 hour coursework
- All students keep up to date with deadlines and come to lessons prepared , with containers and ingredients to some lessons if possible

## Support:

- *Catch up/ one-to one sessions offered after school in the department*
- *Revision guides available to all students; please check that your child has one and is using it weekly*

## Deadlines:

**There will be regular hand in dates for the coursework throughout the year, final deadline is February half term**

WJEC Level 1/2 Vocational Award

# HOSPITALITY AND CATERING



Bev Saunder  
Yvonne Mackey

 **HODDER**  
EDUCATION  
LEARN MORE



# GCSE History

<https://www.aqa.org.uk/subjects/history/gcse/history-8145/specification-at-a-glance>

## 2 written exams

### **Paper 1 Understanding the Modern World (two hours)**

- America 1920-1973 Opportunity and Inequality
- Conflict and tension 1890-1918 The First World War

### **Paper 2 Shaping the Nation (two hours)**

- Britain Health and the People c1000- present day
- Elizabethan England 1588-1603

# Assessment

## Paper 1

1<sup>st</sup> June am 2020

### How it's assessed

- Written exam: 2 hours
- 84 marks (including 4 marks for spelling, punctuation and grammar)
- 50% of GCSE

### Questions

- Section A – six compulsory questions (40 marks)
- Section B – four compulsory questions (40 marks)
- Plus 4 marks for spelling, punctuation and grammar

## Paper 2

4<sup>th</sup> June pm 2020

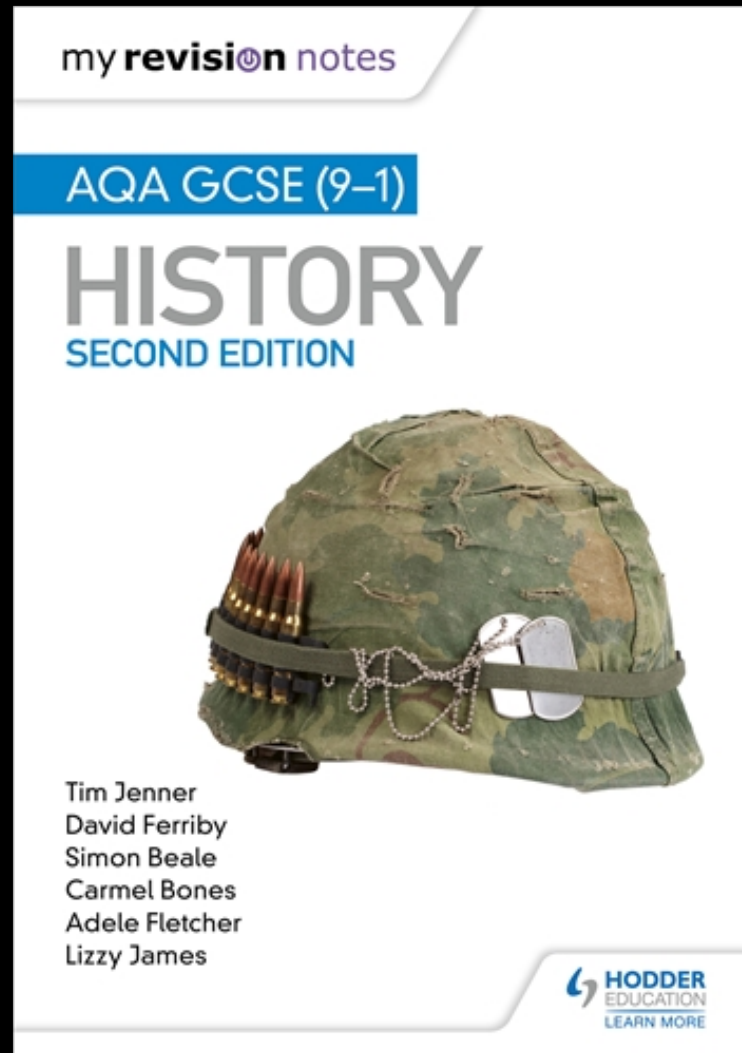
### How it's assessed

- Written exam: 2 hours
- 84 marks (including 4 marks for spelling, punctuation and grammar)
- 50% of GCSE

### Questions

- Section A – four compulsory questions (40 marks)
- Section B – four compulsory questions (40 marks)
- Plus 4 marks for spelling, punctuation and grammar

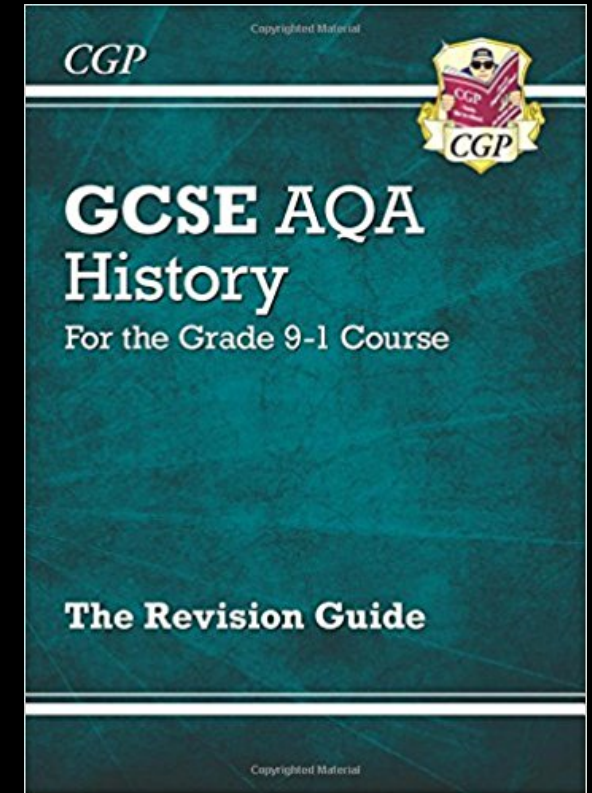
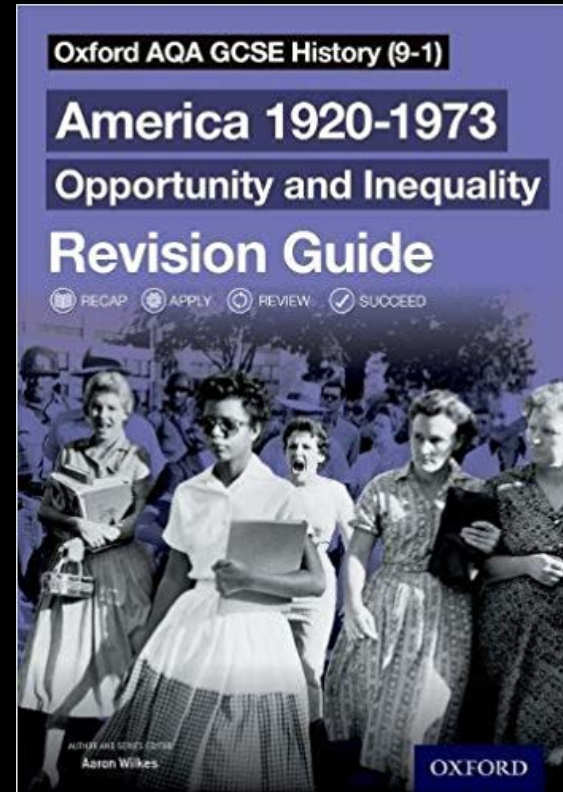
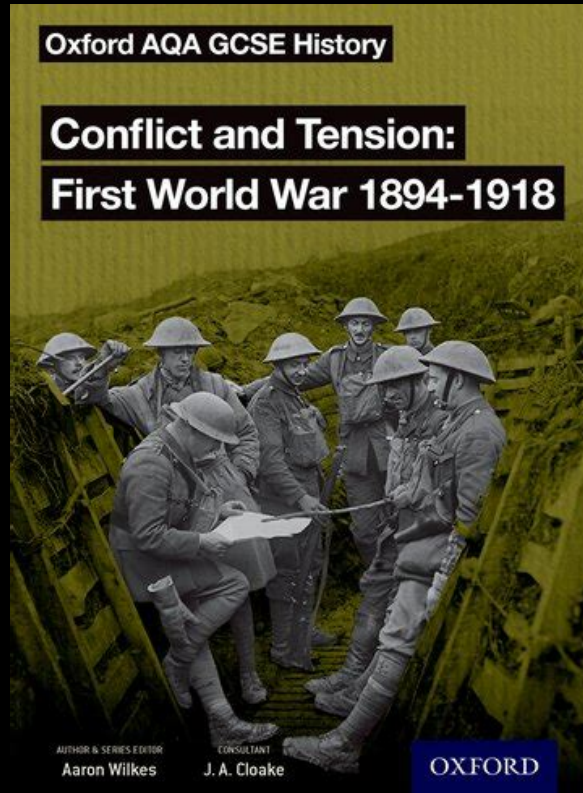

There is only one Revision guide that covers all the topics.  
It is important to get the Second edition as the first edition does not include the America unit that we teach [https://www.hoddereducation.co.uk/subjects/history/products/14-16/my-revision-notes-aqa-gcse-\(9-1\)-history,-second](https://www.hoddereducation.co.uk/subjects/history/products/14-16/my-revision-notes-aqa-gcse-(9-1)-history,-second)



The revision guide costs £9.99 and can be purchased online or ordered from any bookshop.

# Commercially produced resources are widely available

The books below cover Paper 1



<https://www.amazon.co.uk/AQA-GCSE-History-Understanding-Modern/dp/1471862941>



Oxford AQA GCSE History (9-1)

# Elizabethan England

c1568-1603

## Revision Guide

RECAP APPLY REVIEW SUCCEED




Oxford AQA GCSE History



# British Depth Studies

c1066-1685



Aaron Wilkes  
Tim Williams

ILLUSTRATION  
Aaron Wilkes

COVER ART  
J. A. Cloake

OXFORD

AQA

GCSE (9-1)



# WORKBOOK

## History

Elizabethan England c.1568-1603

Author: Stonehouse

Series Editor: David Ferry

Wesley Royle



AQA  
GCSE  
History

# ELIZABETHAN ENGLAND

c1568-1603

DYNAMIC  
LEARNING

HODDER  
EDUCATION  
LEARN MORE

AQA

REVISE AQA GCSE (9-1)

# History

## ELIZABETHAN ENGLAND, c1568-1603

## REVISION GUIDE AND WORKBOOK

For the  
9-1  
exams  
Includes free online edition

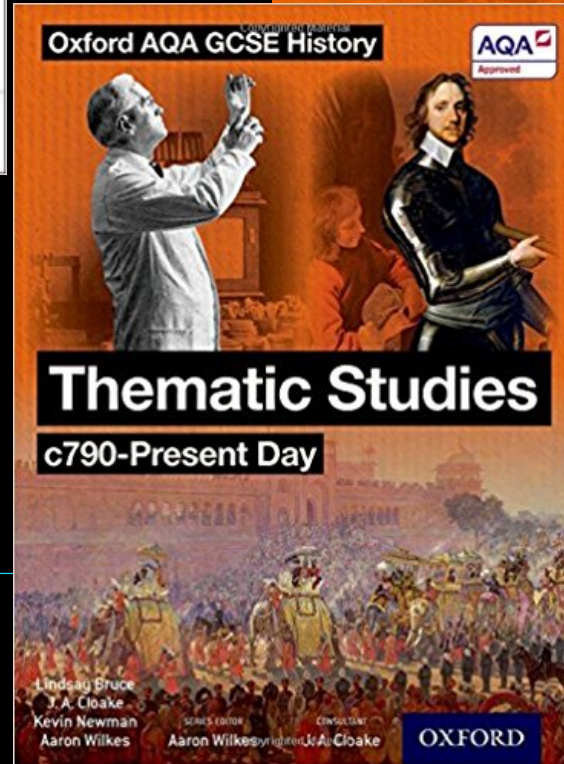
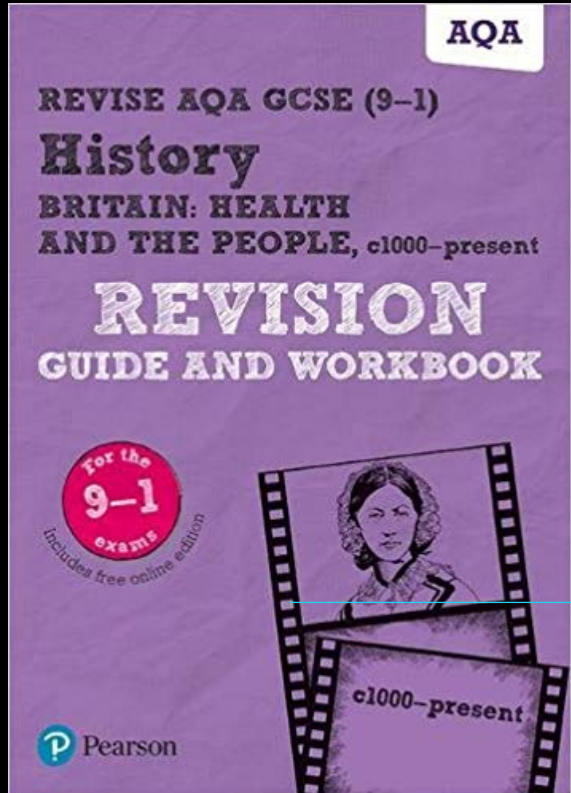
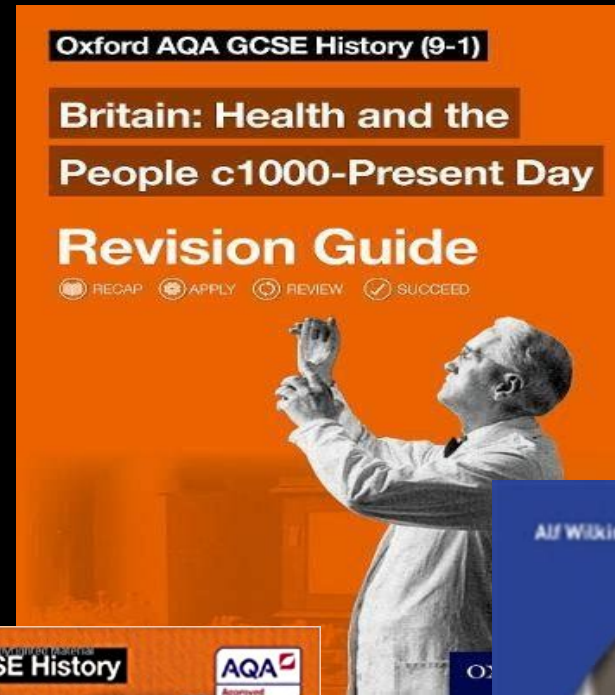
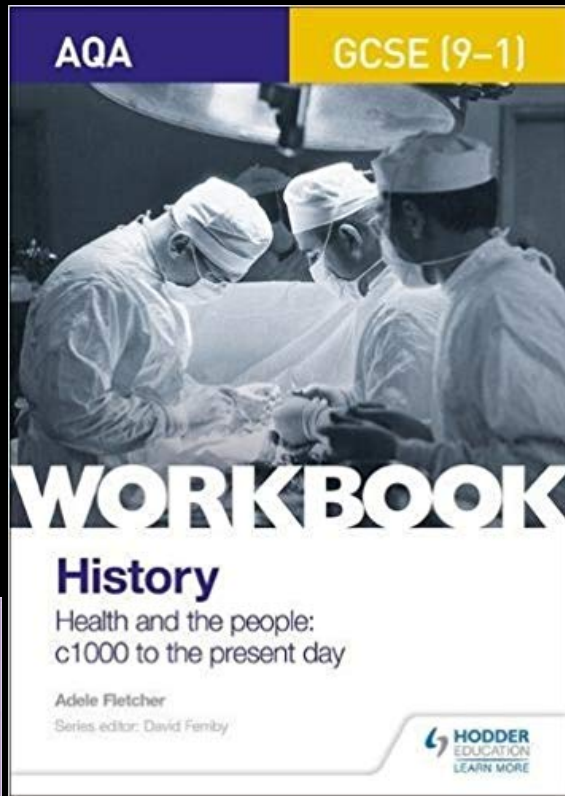


c1568-1603

Pearson

These books  
cover Paper 2





More texts covering Paper 2



# School produced resources

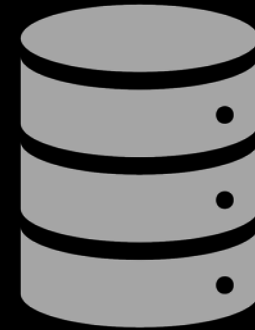
The school produces revision guides for all 4 units



# Revision classes



**We offer one hour after school every Thursday in D21. Currently we are revising Health**



**As the year progresses more revision classes will run during term time and possibly during the school holidays. These sessions will be dependent upon demand and teacher availability**

# Any queries?

Contact your child's History teacher

- [Zar.Daw@sns.hackney.sch.uk](mailto:Zar.Daw@sns.hackney.sch.uk)
- [Ann.Pee@sns.hackney.sch.uk](mailto:Ann.Pee@sns.hackney.sch.uk)
- [Wil.Har@sns.hackney.sch.uk](mailto:Wil.Har@sns.hackney.sch.uk)
- [Cla.Bry@sns.hackney.sch.uk](mailto:Cla.Bry@sns.hackney.sch.uk)



# GCSE Geography



## Subject content overview

### **Paper 1 - Living with the physical environment**

Section A: The challenge of natural hazards

Section B: The living world

Section C: Physical landscapes in the UK

1h30 Minute exam

### **Paper 2 - Challenges in the human environment**

Section A: Urban issues and challenges

Section B: The changing economic world

Section C: The challenge of resource management

1h30 Minute exam

### **Paper 3 - Geographical applications**

Section A: Issue evaluation

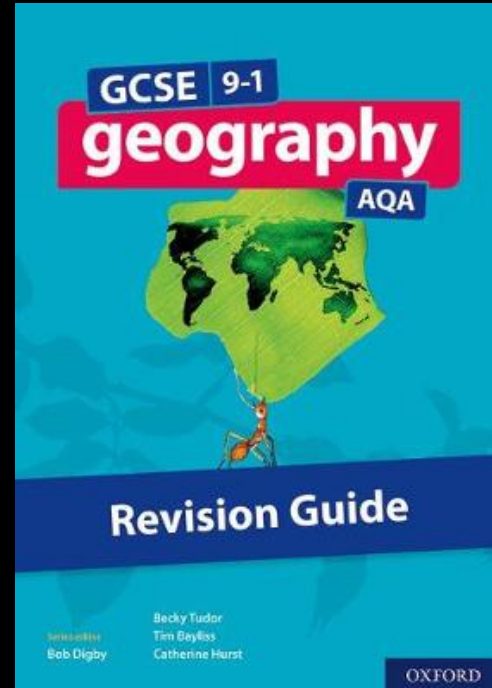
Section B: Fieldwork

1h15 Minute exam – Based on fieldwork in Walton on the Naze and Docklands and a pre-release resource (released 21<sup>st</sup> March)

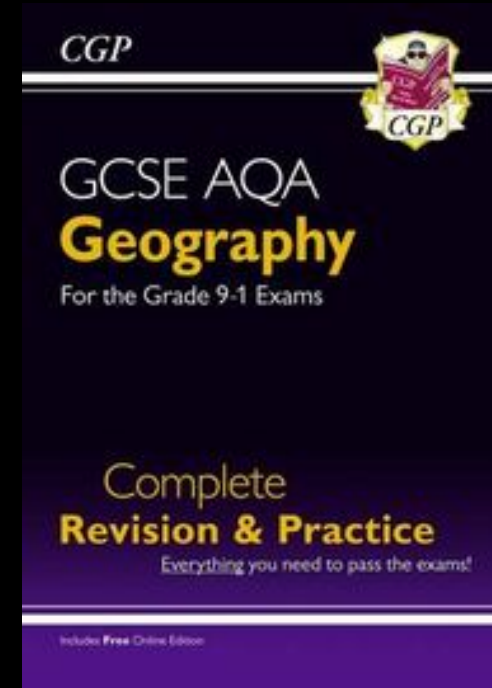
Geographical skills

Geographical skills

# Revision Guides



Oxford University Press – Available for around £7.00 online



CGP– Available for £4.50 from the **SNS Shop** on the SNS website

Stoke Newington School & Sixth Form

Calendar Term dates Timetable **ParentPay**

Revision advice for parents Parent Teacher Association (PTA) General information School meals

Uniforms and PE Kit CEAL Turkish parents

Home All together: always learning

Welcome to Stoke Newington School & Sixth Form

2\_GCSE\_GEOGR...docx 2\_GCSE\_GEOGR...docx Show all

Type here to search 15:26 19/09/2018

# ReVISION



Every Thursday 15:10 – 16:10 in rooms  
C13 and C14 and Monday Lunchtimes in  
D13

Additional sessions as the year  
progresses eg after pre-release in March.

# How students can be supported at home



- Encourage students to start a manageable amount of revision as early as possible – lots of content for geography. Students will receive a 60 day geography revision challenge in March, please check up on this
- Try to encourage students to keep up to date with the news – examiners love topical case studies
- Help students to revise by testing them – topics/questions sent home
- Remind students to attend additional revision sessions



# GCSE ART

Component 1 (cswk)

Deadline – May 2020

Component 2 (exam)

starts January 2020

Final Exam April 2020

# GCSE PHOTO

Component 1 (cswk)

Deadline – Dec 2019

Component 2 (exam)

starts January 2020

Final Exam April 2020

**Please note: From January onwards ALL work completed in lessons and set for homework is part of the actual final exam grade so it's really important that students do not miss any lessons and that they complete all homework set on time. The preparation period for the exam component is worth 75% of the exam mark so it is critical!**

# OCR GCSE Computer Science (9-1)

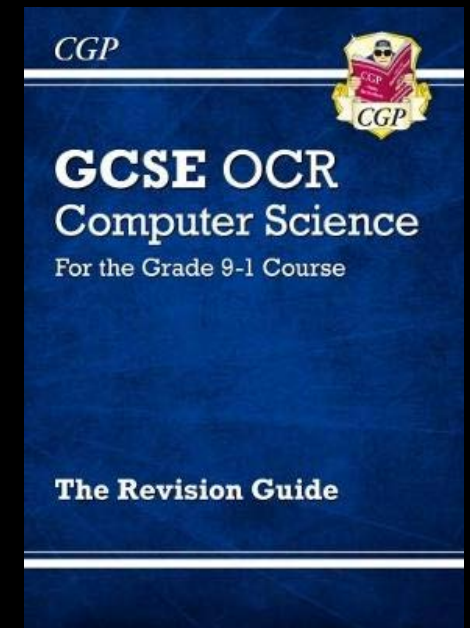
<https://www.ocr.org.uk/images/225975-specification-accredited-gcse-computer-science-j276.pdf>

# Structure of the course

- 2 Exams, worth 50% each (In May) – students are aware of the dates
- Out of 80; time allocation 1.5 hours
- Paper 1 – Components of CPU and their uses, Networking, Environmental, ethical, cultural issues
- Paper 2 – Computational thinking and programming techniques. Python-style codes, flow-charts, pseudocode and data representation
- Students are also expected to complete an independent Programming project. Students will be given 20 hours of timetabled lessons to complete the project. This project is not graded and will not affect students' final GCSE grade – Year 11 have done this already.

# How students can prepare?

- Focus in lessons
- Complete all homework. All homework are either self or peer assessed.
- Revise regularly, at home
- Students are advised to buy this revision guide
- They can buy the book on Amazon



# Paper 1

## Computer systems

- Systems Architecture
- Memory
- Storage
- Wired and wireless networks
- Network topologies, protocols and layers
- System security
- System software
- Ethical, legal, cultural and environmental concerns

Computer systems

(01)

80 marks

1 hour and 30 minutes

Written paper

(no calculators allowed)

50%  
of total  
GCSE

# Paper 2

## Computational thinking, algorithms and programming

- Algorithms \*
- Programming techniques
- Producing robust programs
- Computational logic
- Translators and facilities of languages
- Data representation

## Computational thinking, algorithms and programming

(02)

80 marks

1 hour and 30 minutes

Written paper

(no calculators allowed)

50%  
of total  
GCSE

# Other resources for revision

- [Learncomputing.org](http://Learncomputing.org)
- Craig and Dave videos for flipped learning
- Teach-ICT
- Seneca learning for MCQ
- Past papers will be uploaded on SMHW and school's website